

OEM insertion thermometer with connecting lead Model TF45


WIKA data sheet TE 67.15

Applications

- Solar heat, renewable energies
- Machine building
- Compressors
- Refrigeration technology, heating, air condition and ventilation
- Furnace and equipment construction

Special features

- Measuring ranges from -50 ... +260 °C
- Connecting lead made of PVC, silicon, PTFE
- In 2-, 3- or 4-wire connection
- With single or dual measuring element
- Thermowells made of stainless steel



Insertion thermometers with connecting lead,
model TF45

Description

Measuring element, tolerance

WIKA uses the following standard elements in the TF45 series:

Single measuring element

- NTC, $R_{25} = 2.5 \text{ k}\Omega \pm 5 \%$
- NTC, $R_{25} = 10 \text{ k}\Omega \pm 5 \%$
- Pt100, class B per DIN EN 60751
- Pt1000, class B per DIN EN 60751
- Ni1000, DIN 43760
- KTY10-6
- KTY11-6
- KTY81-210

Others on request

Dual measuring element

- 2 x Pt100, class B per DIN EN 60751
- 2 x Pt1000, class B per DIN EN 60751
- 2 x Ni1000, DIN 43760

Others on request

Platinum elements offer the advantage of meeting international standards (IEC 751 / DIN EN 60751). Nickel elements are also standardised, but not international. Due to material- and production-specific criteria, a standardisation of semiconductor elements, e.g. NTC's and KTY, is not possible. For this reason their interchangeability is limited.

Further advantages of platinum elements are: better long term stability and better behaviour over temperature cycles, a wider temperature range as well as a high accuracy and linearity.

High accuracy and linearity are also possible with NTC's, but only in a limited temperature range.

Strengths and weaknesses of the different measuring elements:

	NTC	Pt100	Pt1000	Ni1000	KTY
Temperature range	-	++	++	+	-
Accuracy	-	++	++	+	-
Linearity	-	++	++	+	++
Long term stability	+	++	++	++	+
International standards	-	++	++	+	-
Temperature sensitivity [dR/dT]	++	-	+	+	+
Impact of connection cable	++	-	+	+	+

Wiring:

The resistance of the connecting leads affects the measurement value of 2-wire connections and must be taken into consideration.

For copper cable with cross section 0.22 mm² the following value applies: 0.162 Ω/m → 0.42 °C/m for Pt100

To avoid this, the connection leads can be designed in 3- or 4-wire connection.

Likewise a design with Pt1000 can be selected, with which the influence of the leads, with 0.04 °C/m, is smaller by a factor of around 10. This is also the case for a Ni1000 sensor element.

The lead resistance becomes still less significant in relation to the basic resistance R₂₅ with an KTY or NTC element.

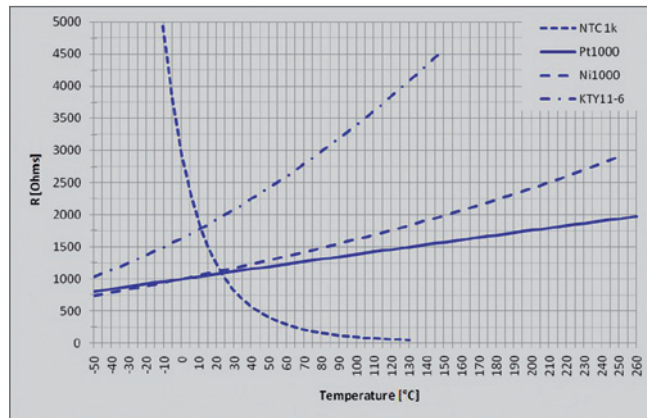
For single measuring elements Pt100, Pt1000 and Ni1000 it is possible to choose between 2-, 3- and 4-wire connection.

For all other versions, WIKA provides standard with 2-wire connection.

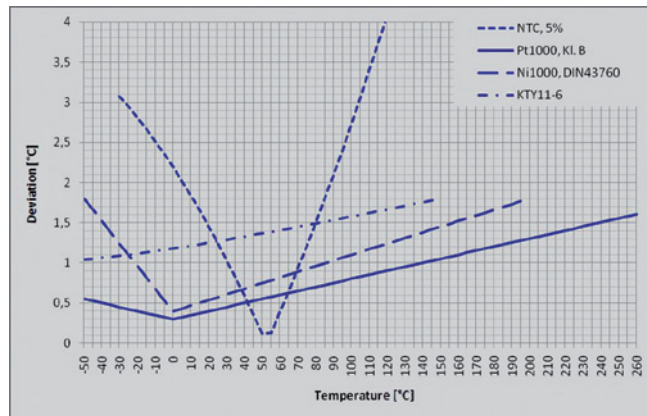
Characteristic curves

The following characteristic curves show the typical curve progressions for the WIKA standard measuring elements over temperature as well as the typical tolerance curves.

Typical characteristic progressions



Typical tolerance curves



Temperature ranges

■ Medium temperature (measuring range)

The measuring range mainly depends on the insulation material of the connecting lead and on the measuring element:

Insulation material of the connecting lead	Measuring range
PVC	-20 ... +105 °C
Silikon	-50 ... +200 °C
PTFE	-50 ... +260 °C

Measuring element	Measuring range
NTC	-30 ... +130 °C
Pt100	-50 ... +400 °C
Pt1000	-50 ... +400 °C
Ni1000	-50 ... +250 °C
KTY	-50 ... +150 °C

■ Ambient temperature

The max. permissible ambient temperature depends on the insulation material of the connecting lead.

Thermowell

Material

- Stainless steel 1.4571
- Others on request

Diameter d

- 6.0 mm
- 5.0 mm
- 4.0 mm
- Others on request

Insertion length A

- 50 mm
- Others on request

Response time

The response time is mainly affected by

- the thermowell used (diameter, material)
- the heat transmission from thermowell to measuring element
- the flow rate of the medium

WIKA has optimised the design of the TF45 insertion thermometers for an optimal heat transmission.

The table shows typical response times for WIKA TF45 insertion thermometers:

Thermowell Material	Diameter	Response time	
		t _{0.5}	t _{0.9}
Stainless steel	6.0 mm	2.7 s	7 s
Stainless steel	5.0 mm	2.2 s	6 s
Stainless steel	4.0 mm	2.0 s	5 s

Connecting lead

In order to be matched to the prevailing environmental conditions, connecting cables are available with different insulation materials.

The lead ends can also be supplied with stripped wires, end splices or ready-made with customer-specific plug connector.

The following table gives an overview of the main

characteristics of insulation materials available from WIKA.

The values given in the tables are only given as guide values, and are not to be used as the minimum requirements in specifications.

Insulation material	PVC	Silicon	PTFE	
Highest operating temperature	105 °C	200 °C	260 °C	
Inflammability	self-extinguishing	self-extinguishing	not inflammable	
Water absorption	low	low	none	
Suitability for steam good limited very good	good	limited	very good	
Chemical resistance against	dilute alkalis	+	+	
	dilute acids	+	+	
	Alcohol	+	+	
	Benzine	+	-	+
	Benzol	-	-	+
Mineral oil	+	+	+	

Legend:

+ resistant

- not resistant

Vibration resistance

The typical uses for the Model TF45 insertion thermometers are those areas where only low to medium vibration levels occur. Nevertheless the thermometers have been developed in such a way that those acceleration values, defined in DIN EN 60751 (IEC 751), of 3 g for higher demands, are usually still exceeded. Depending upon the version, installation situation, medium and temperature the vibration resistance can be up to 6 g.

Shock resistance

Up to 100 g, depending on version, installation situation and temperature

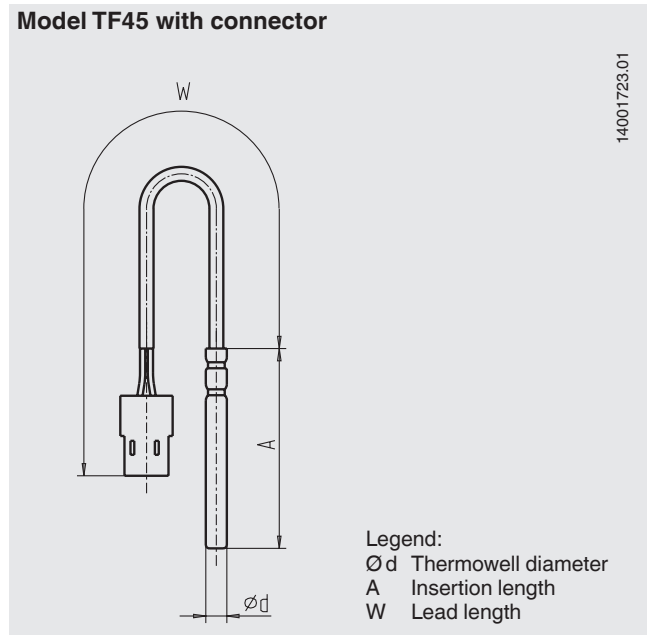
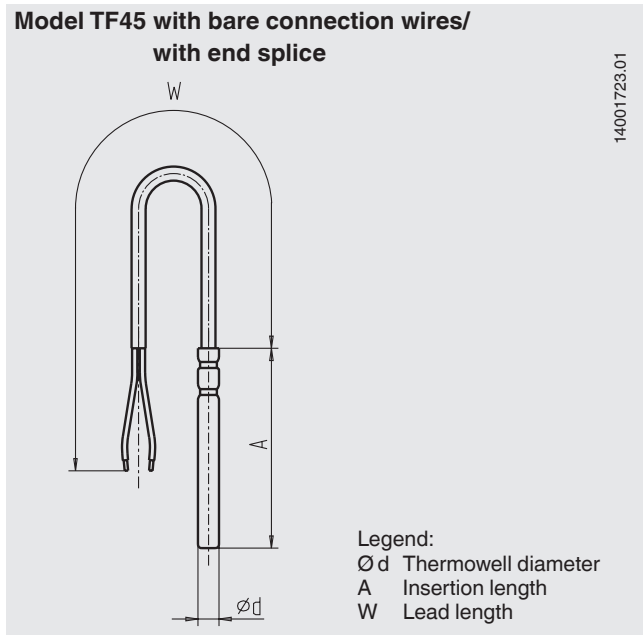
Electrical connection

- Bare connection wires
 - End splice
 - Connectors according to specification
- Other connections on request

Ingress protection

IP 65

Dimensions in mm



Ordering information

Model / Measuring range / Measuring element / Wiring / Tolerance / Thermowell material, diameter and length / Insulation and length of the connecting lead / Electrical connection

© 2009 WIKA Alexander Wiegand SE & Co. KG, all rights reserved.
The specifications given in this document represent the state of engineering at the time of publishing.
We reserve the right to make modifications to the specifications and materials.

